

Yavapai
Library
Network
Monthly Report



April 2024

Happy Spring!(!?)

Koha Migration

The Koha Migration page on the YLN Portal is still being frequently updated. Please check it out if you haven't recently.

Test Server

Our Koha server is ready for testing! Log in with the same username and password you currently use for Symphony/WorkFlows.

<https://staff-yavapaiaz.bywatersolutions.com/>

The academic and public libraries have been given worksheets to test the data migration while the YLN and Library District are conducting testing for the schools and special libraries. In addition to ensuring that the data has transferred from Symphony to Koha as we intend, this also gives us a chance to dive into the new system prior to training. Whether you are helping with the worksheets or just checking out the new system, take note of anything that doesn't function as expected and keep a list for our on-site training sessions.

Koha Training

The Koha on-site training is just two weeks away, taking place May 13th to 17th! Details for both the on-site training and the webinars the following week can be found here on the YLN portal.

Photos

In anticipation of the FY23-24 YLN annual report, please start sending in photographs of fun events that took place at your library this year. You have a few months to send them in (so Summer Reading pics can be included!)

Thank you!

Karie Straube
YLN Administrator

At Prescott Public Library:

Geologic Wonderland: the Fascinating Geologic Story of Northern Arizona

5/15/2024

6:00 PM - 7:00 PM

Prescott Public Library Founders Suite A & B

From the majestic Red Rocks of Sedona to the mighty volcanic peaks of Flagstaff, discover the story behind the development of this beautiful and rugged landscape. This lecture will provide a better understanding of what makes northern Arizona a true geologic wonderland, focusing on the region surrounding Sedona. Satisfy your curiosity of this fascinating geological story eons of years in the making.



Danny Foley is a geologist who has earned undergraduate and graduate degrees in geology from Arizona State University and an additional masters in Geography from Northern Arizona University (NAU). He is an active scientific researcher who has worked in various geoscience roles, including for NASA in planetary geology and as an instructor of geology and geography in higher education at various colleges such as NAU and Grand Canyon University. He has never met a rock he didn't like with his field work having taken him to remote corners of the world from the Arctic to the Antarctic. Danny is interested in better understanding our dynamic world and how geologic processes and materials work in an overall system. Danny loves Arizona geology and can often be found hiking and adventuring in nature looking for new places to explore.

Event Type(s): Adult Event

Age Group(s): Adults

Adult Services

(928) 777-1526ask.librarian@prescott-az.gov

PRIORITIES

Help Desk

A help desk request, or work order, is the submission of a problem that one encounters during the normal operation of a YLN service. Requests are generally submitted via e-mail to help@yln.info. If a request is submitted via telephone, then a YLN staff person will create the request for the submitter. Help desk requests will always be our highest priority because in some cases a member library employee cannot complete a work function until the issue is resolved.

Total requests submitted: 59

Total requests resolved: 44

Total unresolved requests opened this month: 15

Total requests still open: 27



STATISTICS: HOLDS

HOLDS - April 2024					
Hold Inactive Reason	CANCELLED	EXP_ONSHLF	EXPIRED	FILLED	Total
Pickup Library	Number of Holds	Number of Holds	Number of Holds	Number of Holds	Number of Holds
AJS	7	2		39	48
ASH	6	18	2	399	425
BAG	43	43	1	239	326
BCC	64	18	1	483	566
BEA	38	16	4	409	467
BMHS	1			2	3
BMMS				2	2
CJES	2			12	14
CLA	15	8		155	178
CON	31	8	1	324	364
COR	18	11		347	376
CRK	2			64	66
CSES		1		17	18
CTW	207	198	12	2,345	2,762
CVCL	103	64	4	1,046	1,217
CVHS	2				2
CVLAB				4	4
CVPL	111	87	2	1,179	1,379
CVUSD	2	3		6	11
DEL	8	14		20	42
DHL	11	7	1	164	183
ERU	23	6		107	136
GES		1			1
GMMS				2	2
HES	28	1		7	36
HMS	1			1	2
JER	3		1	48	52
LES	1			9	10
LVES	1	1			2
MAY	42	5	1	308	356
MES	3	3		13	19
MUHS				2	2
PAUL	27	18	7	390	442
PCL	4	1		21	26
PCM				1	1
PHS	1			8	9
PPL	1,201	745	59	8,898	10,903
PVA2	201	37	2	1,148	1,388
PVPL	565	526	14	5,005	6,110
SED	219	196	12	1,959	2,386

STATISTICS: HOLDS

Hold Inactive Reason	CANCELLED	EXP_ONSHLF	EXPIRED	FILLED	Total
Pickup Library	Number of Holds	Number of Holds	Number of Holds	Number of Holds	Number of Holds
SEL	21	55		254	330
SPR	166	37		286	489
TCP				2	2
THS	1	1		10	12
VOC	135	73	9	1,172	1,389
WIL	2	3	1	187	193
YAR	19	19	1	409	448
YCFLD	6	1		29	36
YCP	14	40	5	77	136
YCP2				1	1
YCV	10	6		48	64
YCV2	2			15	17
YLN	3			1	4
Total	3,370	2,273	140	27,674	33,457

STATISTICS: TRANSITS

ITEMS TRANSITED - APRIL 2024

Station Library	Total	AJS	ASH	BAG	BCC	BEA	BMHS	BMMS	CJES	CLA	CON	COR	CRK	CSES	CTW	CVCL	CVLAB
Total	20,516	45	325	217	395	374	2	3	22	147	287	242	41	22	1,897	994	35
AFSD	1																
ASH	236			1	1	6			1		3	2	1		16	14	
BAG	391		4		4	11			3	4	7	7		3	17	15	
BCC	414	1	10	3		16	1		2	5	9	8			25	18	
BEA	239	3	1		3				1	3	4		1	1	18	6	
BMHS	48					1									7	3	
BMMS	34											1			6		
CANON	10	1													2		
CJES	11	2												1		2	
CLA	232			1	4	12					4	4			16	10	
CON	188		3		8	8				4		6	1	1	7	7	
COR	268		9	1	4	4				2	6				21	7	
CRK	95		2	2	3	3				1	2	2			10	5	
CSES	19			1											4		
CTW	2,505	1	44	17	64	30			3	20	25	30	4	3		154	
CVCL	710	1	5	5	14	8			2	5	13	8		1	68		
CVHS	24			1		1									1		
CVLAB	52													1	2	1	
CVPL	1,141	3	8	10	20	8	1		1	6	17	14	2	2	104	50	
CVUSD	94			4	1						2	1			4	4	31
DEL	1																
DHL	162		2	5	6	2					3	1	1		9	5	
ERU	213									1	2		1		19	11	
GES	35		1			1		1								3	
GHMS	6														1		
GMMS	25														1	1	
HES	15											1			1		
HMS	27			1													
JER	214			1	4	3				4	4	2		1	19	19	1
LES	47	2	2		1					1					3	3	
LTS	28		1	3											1		
LVES	6													1			
MAY	247		5	3	7	8				2	3	4			18	8	
MES	30					1					1		1		2	3	
MUHS	44			3											6	1	
MVES	17			1											1	2	
PAUL	213		2	2	5	6				2	3	2			16	6	
PCL	252		1	1	2	7				3	1	1			26	12	
PHS	59			1	1										4	1	
PMH	9					1										1	
PPL	4,919	10	110	85	110	112		2	2	44	98	61	21	3	699	340	2
PVPL	2,852	9	58	23	57	61				19	36	40		2	326	131	
SED	2,537	11	27	22	31	31			6	13	23	16	3	1	264	81	
SEL	225		5	3	8	3				1	3	3	1		13	15	1
SPR	232	1	2	2	9	4			1	1	3	4			12	4	
STX	105		4	1		3						4			10	3	
SUSD	3														1		
SVES	17														1		
TCP	1																
THS	25														4	2	
VOC	349		3	2	5	8				1	5	3		1	39	9	
WIL	217		3	7	7	7				3	6	5			14	8	
YAR	383		10	2	14	5				2	3	11	3		31	14	
YCFLD	4																
YCP	200		3	3	2	2					1	1	1		23	9	
YCV	85					1									5	6	

STATISTICS: TRANSITS

ITEMS TRANSITED - APRIL 2024

Station Library																		
Item Library	CVPL	CVUSD	DEL	DHL	ERU	GES	GMMS	HES	HMS	JER	LES	LVES	MAY	MES	MUHS	MVES	PAUL	PCL
Total	984	46	49	141	121	4	4	9	1	54	8	1	277	22	2	1	338	18
AFSD																		
ASH	7			2	1					3			1				10	
BAG	13		1	6	1			2					6				18	
BCC	20			4	2								3	2			15	
BEA	7		1	2									4	4			6	
BMHS	4												1				1	
BMMS	2		1										5					
CANON																		
CJES																		
CLA	1			2	3								2				19	
CON	7				1			1					4				6	
COR	9			2	2						2		3				15	
CRK	5				1								1				1	
CSES	1																	
CTW	142	1	4	8	12			1		1			23	2	1		30	1
CVCL	42		3	2	6		1			1			3	1			10	2
CVHS	1			1														
CVLAB		38																
CVPL		1	3	10	3			1		3		1	11	2			21	1
CVUSD	3												1				1	
DEL																		
DHL	3												2				8	
ERU	7			1						1								
GES	3																	
GHMS																		
GMMS	3												1					
HES	2													1				
HMS			12					1									1	
JER	5				3								1				3	
LES	3													1				
LTS	3		1										1					
LVES																		
MAY	20		1	2	1												15	
MES	3		3					1			1							
MUHS	2				1	1							1					
MVES	1		1															
PAUL	18		1	6	1		1			1			5					1
PCL	3				4					1			2				1	
PHS	2			1									1				2	
PMH						2		1								1		
PPL	352	3	10	42	43		1	1	1	18	2		97	5	1		53	7
PVPL	137	2	1	19	18		1			14	3		54				39	2
SED	78		4	17	7	1				5			25	3			15	3
SEL	8			2	1								2				9	
SPR	11				2					1			4				6	
STX	4				4								2				1	
SUSD																		
SVES	3		2							1								
TCP																		
THS	2																	
VOC	18	1			1					3							2	
WIL	6			2	2								5				11	
YAR	14			7	1								3	1			7	
YCFLD													1					
YCP	7			1						1			2				11	1
YCV	2			2													1	

STATISTICS: TRANSITS

ITEMS TRANSITED - APRIL 2024

Station Library																	
Item Library	PHS	PPL	PVA2	PVPL	SED	SEL	SPR	STX	SUSD	TCP	THS	VOC	WIL	YAR	YC-FLD	YCP	YCV
Total	8	4,978	62	4,392	1,387	230	388	16	1	2	12	1,150	197	373	13	97	67
AFSD									1								
ASH		69	2	45	19	3	3	1				6	7	11		1	
BAG		89	2	111	25	3	12				1	13	3	7	1	2	
BCC		106	2	92	19	5	20	1				10	5	10			
BEA		61	1	58	20	1	11				1	6	5	4	4		2
BMHS		12		7	4		3	1				4					
BMMS		6		7	4		2										
CANON				3													
CJES		4		2													
CLA	1	57		39	11	5	20					12	1	4		1	2
CON		48	1	40	8	2	9					7	5		1	3	
COR		68		72	16	3	6					13		2		1	
CRK		22		16	4	2	1	1				4	1	5	1		
CSES		4		5			2				1	1					
CTW	1	814	4	669	132	31	49	2				84	28	59	1	8	2
CVCL		212	2	180	48	11	11					29	8	6		2	
CVHS		5		5	4		3					1				1	
CVLAB		3		2		2	2					1					
CVPL		385	8	292	61	8	11					50	7	11		3	2
CVUSD		13		16	1		11				1						
DEL															1		
DHL		41		42	6	3	2	1				6	3	3	1		
ERU		74		54	19	4	4					11		4			
GES		6		16	3		1										
GHMS		1		4													
GMMS		5		7	5		2										
HES		3		1		2	3							1			
HMS		6	1	2			3										
JER		67	1	38	18	2	2					9	2	3		1	1
LES		9		16		2	4										
LTS		4		7	1	1	3				1	1					
LVES		1		2	2												
MAY		64	1	47	10		11					8	4	3	1		1
MES		6		6		1					1						
MUHS		10		11	4		4										
MVES		4		3	2		2										
PAUL		47		53	4	1	1	2				10	6	9		1	
PCL		80	1	48	34	2	2					12		1		3	4
PHS		17		17	7	1	1					2				1	
PMH			1	1							1						
PPL	4		8	1,461	502	72	26	5		1	5	291	47	118		27	17
PVPL	1	1,241	19		191	28	65			1		134	33	51		18	18
SED	1	811	4	532		22	36					373	18	31		15	7
SEL		67		39	14		12					5	3	4	2		1
SPR		62		66	10	4		1				12	1	6	1	2	
STX		37		21	1	2	2							5			1
SUSD		1					1										
SVES		5		3			1										1
TCP				1													
THS		6	2	5	1	1	2										
VOC		90		53	95	1		1					3	2		1	2
WIL		51		46	17		5					1		8			1
YAR		105		83	23	4	14					19	4			3	
YCFLD							3										
YCP		58	2	30	21	1						12		2			6
YCV		21		16	21							3	3	2		2	

STATISTICS: TRANSITS

TRANSIT VALUE - APRIL 2024	
Station Library	Total Value
Total	\$475,105.54
AJS	\$729.01
ASH	\$6,530.97
BAG	\$4,317.28
BCC	\$9,015.18
BEA	\$7,878.82
BMHS	\$49.00
BMMS	\$52.98
CJES	\$367.95
CLA	\$3,291.48
CON	\$6,931.45
COR	\$5,512.85
CRK	\$1,107.97
CSES	\$261.75
CTW	\$44,465.66
CVCL	\$22,171.54
CVLAB	\$567.64
CVPL	\$22,042.53
CVUSD	\$615.99
DEL	\$806.46
DHL	\$3,573.17
ERU	\$2,644.47
GES	\$40.98
GMMS	\$90.00
HES	\$162.72
HMS	\$8.00
JER	\$1,462.22
LES	\$79.97
LVES	\$9.95
MAY	\$6,223.65
MES	\$241.55
MUHS	\$48.00
MVES	\$5.99
PAUL	\$7,424.41
PCL	\$471.68
PHS	\$191.89
PPL	\$113,365.80
PVA2	\$1,233.54
PVPL	\$102,299.77
SED	\$37,141.95
SEL	\$5,200.52
SPR	\$8,251.78
STX	\$313.95
SUSD	\$5.00
TCP	\$37.00
THS	\$204.89
VOC	\$29,291.29
WIL	\$4,485.62
YAR	\$8,888.96
YCFLD	\$249.94
YCP	\$2,584.90
YCV	\$1,733.13
YLN	\$422.34

STATISTICS: DISCARDED & ADDED

DISCARDS - APRIL 2024	
Station Library	Library Use Transactions
ASH	1
BAG	478
BCC	105
BEA	89
BMMS	59
CJES	3
CON	2
COR	1
CRK	26
CSES	220
CTW	626
CVCL	237
CVHS	111
CVLAB	1
CVPL	34
CVUSD	36
DEL	7
DHL	569
GES	16
GHMS	593
HES	236
HMS	2
JER	7
LES	57
LTS	96
MAY	9
MES	1
PAUL	56
PCL	8
PPL	704
PVPL	387
SED	621
SEL	69
SUSD	2
THS	58
VOC	2
WIL	5
YAR	767
YCP	15
YLN	2,416
Total	8,732

ITEMS ADDED - APRIL 2024	
Item Library	Total Copies
ASH	79
BAG	41
BCC	95
BEA	92
BMHS	3
BMMS	3
CANON	32
CJES	5
CLA	42
CON	34
COR	57
CRK	20
CSES	17
CTW	110
CVCL	354
CVHS	1
CVLAB	22
CVPL	342
CVUSD	112
DHL	56
ERU	250
GES	398
GHMS	1
GMMS	12
HES	16
HMS	7
JER	27
LES	32
LTS	45
LVES	39
MAY	24
MES	19
MUHS	6
MVES	12
PAUL	102
PCL	2
PPL	1111
PVPL	1528
SED	315
SEL	22
SPR	14
STX	6
SVES	3
THS	4
VOC	15
WIL	48
YAR	61
YCFLD	5
YCP	3
YCV	121
YLN	8
Grand Total	5773

TOTAL ITEMS - APRIL 2024	
Item Library	Total Copies
AFSD	4,377
AJS	13,994
ASH	5,830
BAG	15,173
BCC	11,899
BEA	11,196
BMHS	30,338
BMMS	7,973
CANON	4,500
CJES	11,351
CLA	8,831
CON	6,624
COR	6,822
CRK	3,357
CSES	4,652
CTW	83,755
CVCL	28,402
CVHS	15,684
CVLAB	4,392
CVPL	52,911
CVUSD	10,841
DEL	10,523
DHL	5,605
ERU	24,797
GES	12,667
GHMS	6,457
GMMS	9,570
HES	7,527
HMS	18,205
JER	14,288
LAW	1,784
LES	12,660
LTS	14,017
LVES	8,508
MAY	10,803
MES	5,175
MUHS	5,558
MVES	10,124
ORME	8,395
PAUL	7,544
PCL	34,120
PHS	11,303
PMH	9,211
PPL	127,321
PVCV	4,608
PVPL	85,954
SED	58,058
SEL	7,280
SHM	8,167
SPR	5,436
STX	895
SUSD	6,820
SVES	6,600
TCP	1,235
THS	10,946
VOC	4,848
VVAC	3,076
WIL	5,574
YAR	8,858
YAV	4,201
YCC	2,157
YCFLD	82
YCP	54,462
YCV	2,703
YLN	9
Total	1,001,033

STATISTICS: USERS

NEW USERS - APRIL 2024

User Library	Number of Users
AJS	1
ASH	18
BAG	4
BCC	18
BEA	2
BMHS	5
BMMS	1
CANON	1
CLA	7
CON	4
COR	9
CSES	2
CTW	120
CVCL	53
CVHS	1
CVPL	81
CVUSD	4
DHL	11
ERU	16
GES	4
GHMS	3
GMMS	3
HES	1
HMS	2
JER	2
LES	2
LTS	3
LVES	5
MAY	13
MES	3
MUHS	3
MVES	4
PAUL	19
PHS	4
PMH	1
PPL	357
PVPL	272
SED	70
SEL	4
SPR	2
THS	1
VOC	15
WIL	1
YAR	6
YCP	13
YCV	2
Grand Total	1173

TOTAL USERS - APRIL 2024

User Library	Number of Users
AFSD	455
AJS	1,005
ASH	804
BAG	676
BCC	862
BEA	1,180
BMHS	3,081
BMMS	556
CANON	159
CJES	764
CLA	543
CON	600
COR	970
CRK	142
CSES	1,017
CTW	10,493
CVCL	4,585
CVHS	1,456
CVLAB	24
CVPL	5,159
CVUSD	2,475
DEL	593
DHL	571
ERU	7,000
GES	853
GHMS	711
GMMS	706
HES	560
HMS	628
JER	173
LAW	1
LES	649
LTS	1,305
LVES	716
MAY	748
MES	1,132
MUHS	1,811
MVES	630
ORME	347
PAUL	802
PCL	4,162
PHS	2,101
PMH	1,001
PPL	25,956
PVA2	2
PVCV	18
PVPL	17,590
SED	8,358
SEL	641
SHM	2
SPR	480
SUSD	269
SVES	65
TCP	16
TECC	1
THS	779
VOC	1,651
WIL	207
YAR	569
YAV	1

YCC	1
YCFLD	10
YCP	1,261
YCV	688
YLN	20
Total	122,791

STATISTICS: BILLS

PATRON BILLS - April 2024

Bill Library Code	# of Bills	Bill Amount	Bill Payment Amount
Total	160	\$3,020.58	\$3,004.08
AJS	2	\$34.98	\$34.98
COR	2	\$21.00	\$21.00
CTW	25	\$94.25	\$71.75
CVCL	3	\$71.00	\$71.00
CVPL	10	\$26.70	\$26.70
CVUSD	2	\$19.00	\$19.00
DEL	3	\$22.99	\$22.99
ERU	6	\$1,562.00	\$1,562.00
GMMS	2	\$3.40	\$3.40
MUHS	8	\$5.55	\$5.55
PPL	44	\$555.71	\$555.71
PVPL	36	\$425.00	\$426.00
SED	14	\$151.00	\$156.00
THS	3	\$28.00	\$28.00



STATISTICS: CIRCULATION

CIRCULATION - APRIL 2024

Station Library	Client Types	Charge Item Part B	Renew Item	Grand Total
AFSD	Aspen		1	1
AFSD Total			1	1
AJS	None	2		2
	Aspen		7	7
AJS Total		2	7	9
ASH	None	3		3
	SIP	893	10	903
	WorkFlows	105	245	350
	Aspen		22	22
ASH Total		1001	277	1278
BAG	None	29		29
	SIP	452	13	465
	WorkFlows	118	431	549
BAG Total		599	444	1043
BCC	None	10		10
	SIP	759	4	763
	WorkFlows	314	388	702
	Aspen		14	14
BCC Total		1083	406	1489
BEA	None	35		35
	WorkFlows	1631	547	2178
	Aspen		2	2
BEA Total		1666	549	2215
BMHS	WorkFlows	150	6	156
	Aspen		8	8
BMHS Total		150	14	164
BMMS	WorkFlows	15	4	19
	Aspen		1	1
BMMS Total		15	5	20
CJES	WorkFlows	1415	246	1661
CJES Total		1415	246	1661
CLA	None	3		3
	SIP	239	4	243
	WorkFlows	8	142	150
CLA Total		250	146	396
CON	None	6		6
	SIP	622	4	626
	WorkFlows	148	235	383
	Aspen		5	5
CON Total		776	244	1020
COR	None	6		6
	SIP	297	10	307
	WorkFlows	507	228	735
	Aspen		25	25
COR Total		810	263	1073
CRK	WorkFlows	109	106	215
	Aspen		6	6
CRK Total		109	112	221
CSES	WorkFlows	383	2	385
CSES Total		383	2	385
CTW	None	128		128
	SIP	8480	259	8739
	WorkFlows	329	4015	4344
	Aspen		442	442
CTW Total		8937	4716	13653
CVCL	None	39		39

	SIP	2328	30	2358
	WorkFlows	1463	1640	3103
	Aspen		237	237
CVCL Total		3830	1907	5737
CVHS	WorkFlows	133	2	135
	Aspen		1	1
CVHS Total		133	3	136
CVLAB	WorkFlows	785	4	789
CVLAB Total		785	4	789
CVPL	None	57		57
	SIP	1612	35	1647
	WorkFlows	3001	2408	5409
	Aspen		143	143
CVPL Total		4670	2586	7256
CVUSD	SIP	419	12	431
	WorkFlows	67	76	143
CVUSD Total		486	88	574
DEL	None	3		3
	WorkFlows	1538	279	1817
DEL Total		1541	279	1820
DHL	None	1		1
	SIP	6		6
	WorkFlows	398	146	544
DHL Total		405	146	551
ERU	None	1		1
	SIP	68		68
	WorkFlows	3113	171	3284
	Aspen		17	17
ERU Total		3182	188	3370
GES	WorkFlows	1454	168	1622
GES Total		1454	168	1622
GHMS	WorkFlows	6	1	7
GHMS Total		6	1	7
GMMS	WorkFlows	140	36	176
GMMS Total		140	36	176
HES	None	1		1
	WorkFlows	740	174	914
HES Total		741	174	915
HMS	WorkFlows	149	22	171
HMS Total		149	22	171
JER	None	1		1
	WorkFlows	159	54	213
	Aspen		1	1
JER Total		160	55	215
LES	WorkFlows	1449	94	1543
LES Total		1449	94	1543
LTS	WorkFlows	1421	280	1701
LTS Total		1421	280	1701
LVES	WorkFlows	634	46	680
LVES Total		634	46	680
MAY	None	1		1
	SIP	601	4	605
	WorkFlows	212	274	486
MAY Total		814	278	1092
MES	None	1		1
	WorkFlows	962	129	1091
MES Total		963	129	1092
MUHS	WorkFlows	30	23	53
MUHS Total		30	23	53
MVES	WorkFlows	1196	123	1319
MVES Total		1196	123	1319

STATISTICS: CIRCULATION

PAUL	None	8		8
	SIP	26		26
	WorkFlows	868	578	1446
PAUL Total		902	578	1480
PCL	WorkFlows	94	49	143
PCL Total		94	49	143
PHS	WorkFlows	18	2	20
PHS Total		18	2	20
PMH	WorkFlows	20	28	48
	Aspen		7	7
PMH Total		20	35	55
PPL	None	1808		1808
	SIP	20602	893	21495
	WorkFlows	9911	14051	23962
	Aspen		2105	2105
PPL Total		32321	17049	49370
PVA2	None	51		51
	WorkFlows	4		4
PVA2 Total		55		55
PVPL	None	1385		1385
	SIP	18905	756	19661
	WorkFlows	416	9617	10033
	Aspen		1179	1179
PVPL Total		20706	11552	32258
SED	None	136		136
	SIP	5762	62	5824
	WorkFlows	733	2842	3575
	Aspen		599	599
SED Total		6631	3503	10134
SEL	None	3		3
	WorkFlows	1205	331	1536
SEL Total		1208	331	1539
SPR	None	10		10
	SIP	65		65
	WorkFlows	451	94	545
SPR Total		526	94	620
STX	WorkFlows	16		16
STX Total		16		16
SUSD	WorkFlows	2		2
SUSD Total		2		2
SVES	WorkFlows	41	6	47
SVES Total		41	6	47
TCP	WorkFlows	5		5
TCP Total		5		5
THS	WorkFlows	1200	31	1231
THS Total		1200	31	1231
VOC	None	53		53
	SIP	1817	7	1824
	WorkFlows	92	536	628
VOC Total		1962	543	2505
WIL	SIP	334		334
	WorkFlows	11	122	133
WIL Total		345	122	467
YAR	None	5		5
	SIP	539	9	548
	WorkFlows	540	387	927
	Aspen		14	14
YAR Total		1084	410	1494
YCFLD	WorkFlows	14	8	22
	Aspen		301	301
YCFLD Total		14	309	323

YCP	None	4		4
	SIP	76	1	77
	WorkFlows	42	183	225
	Aspen		12	12
YCP Total		122	196	318
YCV	SIP	34		34
	WorkFlows	77	146	223
YCV Total		111	146	257
YLN	WorkFlows	6	1	7
	Aspen		441	441
YLN Total		6	442	448
Grand Total		108774	49460	158234

CIRCULATION USE ITEM - APRIL 2024	
Station Library	Use Item Transactions
CTW	325
CVUSD	321
ERU	15
SED	68
SPR	31
VOC	20
YCP	2

STATISTICS: CHECKINS

CHECKINS - APRIL 2024	
Station Library	Total Checkins
AFSD	32
AJS	1,073
ASH	1,011
BAG	752
BCC	1,139
BEA	1,724
BMHS	103
BMMS	139
CANON	1
CJES	1,433
CLA	273
CON	845
COR	811
CRK	168
CSES	354
CTW	10,184
CVCL	4,267
CVHS	125
CVLAB	1,009
CVPL	5,136
CVUSD	650
DEL	1,662
DHL	498
ERU	3,269
GES	1,401
GHMS	71
GMMS	158
HES	940
HMS	347
JER	197
LES	1,515
LTS	1,403
LVES	710
MAY	900
MES	956
MUHS	41
MVES	1,269
PAUL	1,023
PCL	105
PHS	50
PMH	29
PPL	35,278
PVA2	3
PVPL	22,409
SED	7,905
SEL	1,330
SPR	640
STX	3
SUSD	21
SVES	44
TCP	4
THS	1,306

VOC	2,186
WIL	439
YAR	1,278
YCFLD	73
YCP	266
YCV	194
YLN	156
Total	121,308

STATISTICS: OPAC

Library	Total
Default	104,248
CTW	12,307
CVCL	8,659
CVPL	32,529
Elementary	98,920
ERU	6,017
High	1,433
JER	1283
Middle	312
PCL	2,141
PPL	52,730
PVPL	37,786
SED	30,156
YCFLD	8,501
YCP	16,757

STATISTICS: OVERDRIVE

USAGE TYPE: ALL DOCUMENTS			
USER ACTIVITY			
UNIQUE USERS: 6496			
CHECKOUTS		HOLDS	
Audiobook	13402	Audiobook	5220
eBook	12384	eBook	4514
Magazine	3507		

BRANCH	CHECKOUTS
YLN-Prescott	12024
YLN-Prescott Valley	5733
YLN-Cottonwood	2703
YLN-Sedona	2287
YLN-Chino Valley	1177
YLN-Camp Verde	1019
YLN-Sedona - Village of Oak Creek	750
YLN-Yavapai College	465
YLN-Dewey-Humboldt Town	212
YLN-Clark Memorial	195
YLN-Congress	176
YLN-Embry-Riddle	166
YLN-Black Canyon City	151
YLN-Yarnell	147
YLN-Mayer	125
YLN-Paulden	120
YLN-Bagdad	118
YLN-Beaver Creek	94
YLN-Seligman	65
YLN-Jerome	59
YLN-Cordes Lakes	56
YLN-Yavapai Schools	55
YLN-Ash Fork	38
YLN-Wilhoit	37
YLN-Prescott College	32
YLN-Spring Valley	21
YLN-Yavapai County Free District	4
YLN-Crown King	1


STATISTICS: OVERDRIVE RLA

CONSORTIUM	Total	audiobook	ebook	videos
Amphitheater Public Schools	5	1	4	0
Apache County Library District	63	36	27	0
Cochise County Library District	117	63	54	0
Flagstaff City-Coconino County Public Library	191	124	67	0
Gila County Library District	45	34	11	0
Little Libraries That Could	21	11	10	0
Navajo County Library District	45	39	6	0
Pima County Public Library	538	331	207	0
Southwest Valley Library Consortium	35	25	10	0
Tempe Public Library	100	33	67	0
Yavapai School Library Collection	77	22	55	0
Yuma County Library District	53	23	30	0
Grand Total	1290	742	548	0

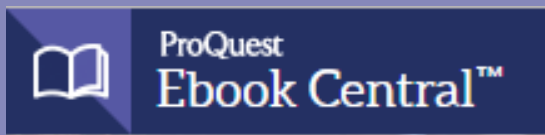
Yavapai Patron Checkouts from other RLA Systems: 3509



STATISTICS: ONLINE USAGE



Books Opened	4190
Time Read (hours)	931.71
Avg Time per Book (min)	66.08
Avg Time per Session (min)	43.14
Avg Time per User (min)	36.19
Unique Users	557



Library	Total Titles Used	Total Unique Users	Total Book Downloads	Total Chapter Downloads	Top 5 Most Used Subjects
TOTAL	750	396	104	138	Literature, Philosophy, History, Education, Religion




Logins	1236
Holds Placed	5230

(loginToLiDA/placeHold)

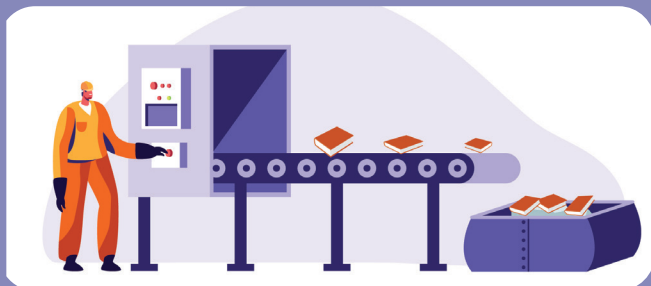
STATISTICS: ONLINE USAGE



TOTAL SESSIONS	424
Mobile Sessions	117
Avg Learning Time (min)	13.57



Month	# Programs Happening	# of Users Visiting
April	582	2600



AMH Sorter [Ethel]	
Items/Month	56170



SMS Notices

Hold Notice	4868
Manual Text	42
Overdue Notice	3168

Ash Fork Public Library	99
Bagdad Public Library	74
Black Canyon City Community Library	33
Beaver Creek Public/School Library	38
Clark Memorial Library	50
Congress Public Library	91
Cordes Lakes Public Library	79
Crown King Public Library	14
Cottonwood Public Library	712
Camp Verde Community Library	129
Chino Valley Public Library	207
Dewey-Humboldt Town Library	48
Embry-Riddle Aeronautical University Library	5
Jerome Public Library	8
Mayer Public Library	49
Paulden Public Library	52
Prescott Public Library	2321
Prescott Valley Public Library	925
Sedona Public Library	201
Seligman Public Library	12
Spring Valley Library	11
SPL in the Village	63
Wilhoit Public Library	10
Yarnell Public Library	57
Yavapai College - Prescott	60
Yavapai College - Verde	11

STATISTICS - PHONE NOTICES

Date	Sent	Opt-Out	Successful	Failed	Clicks	Opens
1st Overdue						
4/1/2024	1	0	1	0	0	0
4/2/2024	9	0	8	1	0	0
4/3/2024	18	0	17	1	0	0
4/4/2024	18	0	16	2	0	0
4/5/2024	21	0	18	3	0	0
4/6/2024	17	0	17	0	0	0
4/7/2024	6	0	6	0	0	0
4/8/2024	6	0	6	0	0	0
4/9/2024	16	0	15	1	0	0
4/10/2024	14	0	14	0	0	0
4/11/2024	20	0	20	0	0	0
4/12/2024	20	0	19	1	0	0
4/13/2024	19	0	17	2	0	0
4/14/2024	15	0	15	0	0	0
4/15/2024	6	0	5	1	0	0
4/16/2024	17	0	15	1	0	0
4/17/2024	23	0	22	1	0	0
4/18/2024	29	0	25	3	0	0
4/19/2024	20	0	17	3	0	0
4/20/2024	16	0	15	1	0	0
4/21/2024	11	0	9	2	0	0
4/22/2024	1	0	1	0	0	0
4/23/2024	13	0	13	0	0	0
4/24/2024	26	0	23	3	0	0
4/25/2024	26	0	23	3	0	0
4/26/2024	17	0	17	0	0	0
4/27/2024	14	0	13	1	0	0
4/28/2024	8	0	8	0	0	0
4/29/2024	6	0	6	0	0	0
4/30/2024	21	0	19	2	0	0
Total	454	0	420	32	0	0
Final Overdue						
4/1/2024	1	0	1	0	0	0
4/2/2024	3	0	3	0	0	0
4/3/2024	3	0	3	0	0	0



STATISTICS - PHONE NOTICES

4/4/2024	9	0	7	2	0	0
4/5/2024	3	0	3	0	0	0
4/6/2024	2	0	2	0	0	0
4/7/2024	1	0	0	1	0	0
4/9/2024	3	0	2	1	0	0
4/10/2024	6	0	6	0	0	0
4/11/2024	3	0	3	0	0	0
4/12/2024	1	0	1	0	0	0
4/13/2024	4	0	3	1	0	0
4/15/2024	2	0	1	1	0	0
4/16/2024	3	0	3	0	0	0
4/17/2024	5	0	5	0	0	0
4/18/2024	6	0	5	1	0	0
4/19/2024	3	0	3	0	0	0
4/20/2024	1	0	1	0	0	0
4/22/2024	7	0	7	0	0	0
4/23/2024	7	0	7	0	0	0
4/24/2024	6	0	6	0	0	0
4/25/2024	4	0	4	0	0	0
4/26/2024	5	0	5	0	0	0
4/27/2024	7	0	7	0	0	0
4/28/2024	2	0	2	0	0	0
4/29/2024	4	0	4	0	0	0
4/30/2024	5	0	5	0	0	0
Total	106	0	99	7	0	0
Hold Pickup						
4/1/2024	1	0	1	0	0	0
4/2/2024	37	0	34	3	0	0
4/3/2024	78	0	71	6	0	0
4/4/2024	55	0	52	3	0	0
4/5/2024	57	0	56	1	0	0
4/6/2024	49	0	46	3	0	0
4/7/2024	9	0	9	0	0	0
4/8/2024	11	0	9	2	0	0
4/9/2024	39	0	37	2	0	0
4/10/2024	69	0	62	7	0	0
4/11/2024	56	0	52	4	0	0
4/12/2024	59	0	57	2	0	0
4/13/2024	45	0	43	2	0	0
4/14/2024	9	0	8	1	0	0
4/15/2024	8	0	6	2	0	0
4/16/2024	44	0	42	2	0	0

STATISTICS - PHONE NOTICES

4/17/2024	65	0	61	4	0	0
4/18/2024	56	0	51	5	0	0
4/19/2024	50	0	49	1	0	0
4/20/2024	44	0	42	2	0	0
4/21/2024	17	0	16	1	0	0
4/22/2024	4	0	4	0	0	0
4/23/2024	53	0	46	6	0	0
4/24/2024	65	0	61	4	0	0
4/25/2024	55	0	50	5	0	0
4/26/2024	52	0	50	2	0	0
4/27/2024	55	0	49	6	0	0
4/28/2024	12	0	10	2	0	0
4/29/2024	7	0	7	0	0	0
4/30/2024	48	0	46	2	0	0
Total	1209	0	1127	80	0	0
Grand Total	1769	0	1646	119	0	0